

In 4Q 2021 ENGIE Energía Perú was a leading player of the sector accounting for 19.7% of the total capacity and 12.4% of the total energy generation of the country.

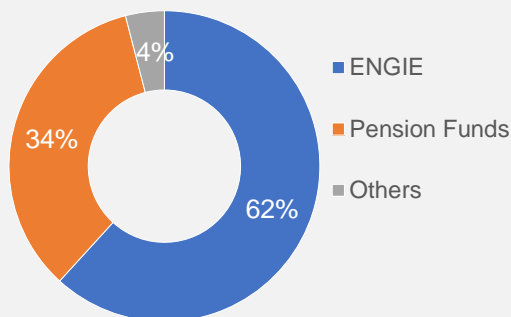
Corporate Overview

ENGIE Energía Perú has an installed capacity of **2,496 MW**, which accounts for 19.7% of the total capacity of the country. The generating complex is comprised by **8 plants** located in **four different regions** of the country.

- ✓ **24 years** operating in Perú.
- ✓ More than **2,300MUSD invested** since 1997.
- ✓ **Diversified portfolio** (Hydro, Solar, Natural Gas, Coal, Dual Fuel).
- ✓ We aim to remain at the **forefront of the energy transition**

Global Sponsor

ENGIE Energía Perú is controlled by ENGIE S.A.(61.77%), the **world's largest independent energy producer**, with an installed capacity of **101GW** of which 31.1GW renewable. ENGIE has a strong link in **energy value chain**, from low-carbon generation to the provision of energy-efficient solutions for all its customers.



Our Sustainability Strategy

Safety and excellence

The protection of our personnel and contractors is important and the excellence of our processes allows us to generate efficient energy that contributes to safety.

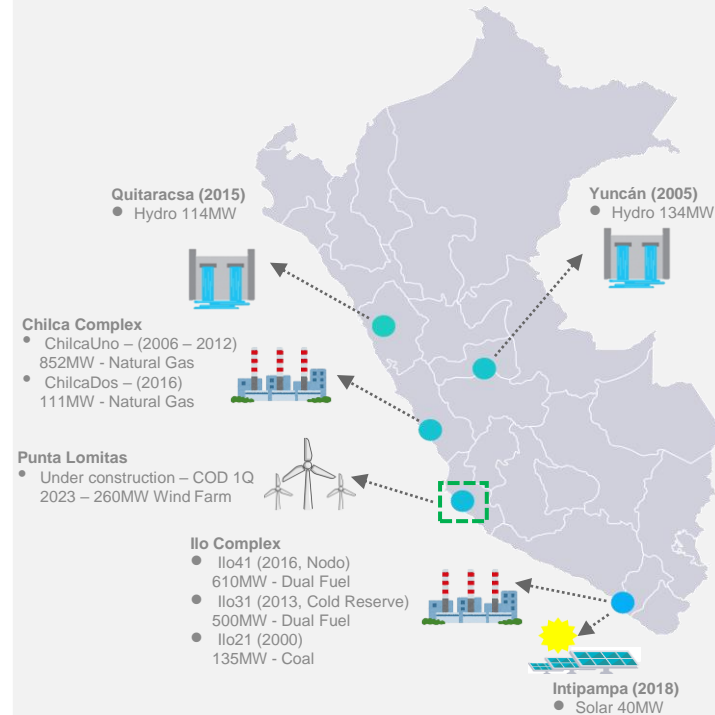
Ethics and Responsibility

Ethics and transparency are inherent to our strategy, management and professional practices.

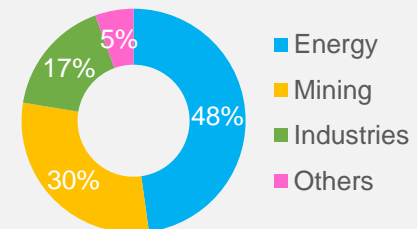
Customer focus

We seek to create and grow with the client, showing empathy, listening to them, taking their opinion into account and integrating their needs into our strategy..

Generation Portfolio



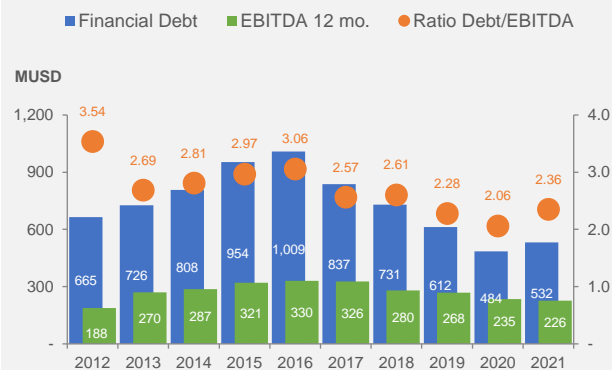
Diversified Client Portfolio



Main KPIs

(in MUSD)	FY 2021	FY 2020	Δ	4Q 2021	4Q 2020	Δ
Revenues	532.2	484.1	10%	144.3	126.4	14%
EBITDA	225.7	234.7	-4%	53.1	53.6	-1%
Net Result	65.2	87.9	-26%	2.7	21.3	-87%
Recurrent EBITDA	232.0	234.7	-1%	59.4	53.6	11%
Recurrent Net Result	84.2	95.2	-12%	21.7	21.3	2%
Financial Debt	532.0	484.4	10%	532.0	484.4	10%
Total Net Debt/EBITDA	1.5x	1.7x	-10%	1.5x	1.7x	-10%
Net Generation GWh	6,506	6,299	3%	1,902	1,915	-1%
Clients Demand GWh	8,773	7,369	19%	2,339	1,985	18%
MW installed	2,496	2,496	0%	2,496	2,496	0%
Headcount	535	513	4%	535	513	4%

Financial Debt Evolution



Credit Rating

Moody's Local

AAA.pe Stable

Apoyo & Asociados

AAA.pe Stable

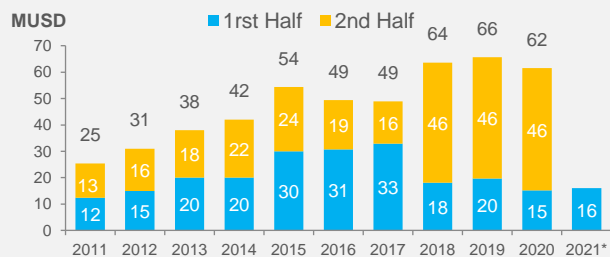
Dividend Policy

- Minimum payout ratio of 30%
- In March 2021, the Shareholders General Meeting approved dividends for 61.5MUSD, equivalent to a 70% payout ratio of 2020 Net Result.

Capital Markets

ENGIE Energía Perú's shares [ENGIEC1] price closed 4Q 2021 at PEN 5.86 per share, translating into a market capitalization of PEN 3.524 billion (USD 0.887 billion). The Company is also part of the local index that recognizes companies for their good corporate governance standards

Dividend Payment



*The second half will be pay in April 2022

Share price

