

In 3Q 2021 ENGIE Energía Perú was a leading player of the sector accounting for 19.8% of the total capacity and 13.4% of the total energy generation of the country.

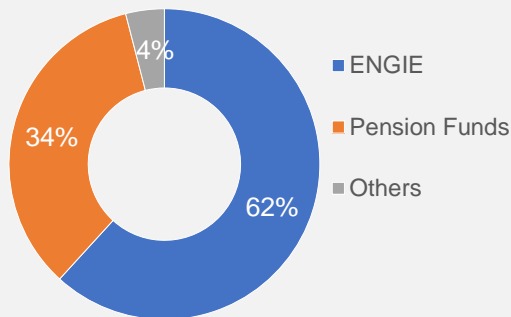
## Corporate Overview

ENGIE Energía Perú has an installed capacity of **2,496 MW**, which accounts for 19.8% of the total capacity of the country. The generating complex is comprised by **8 plants** located in **four different regions** of the country.

- ✓ **24 years** operating in Perú.
- ✓ More than **2,300MUSD invested** since 1997.
- ✓ **Diversified portfolio** (Hydro, Solar, Natural Gas, Coal, Dual Fuel).
- ✓ We aim to remain at the **forefront of the energy transition**

## Global Sponsor

ENGIE Energía Perú is controlled by ENGIE S.A.(61.77%), the **world's largest independent energy producer**, with an installed capacity of **101GW** of which 31.1GW renewable. ENGIE has a strong link in **energy value chain**, from low-carbon generation to the provision of energy-efficient solutions for all its customers.



## Our Sustainability Strategy



### Safety and excellence

The protection of our personnel and contractors is important and the excellence of our processes allows us to generate efficient energy that contributes to safety.



### Ethics and Responsibility

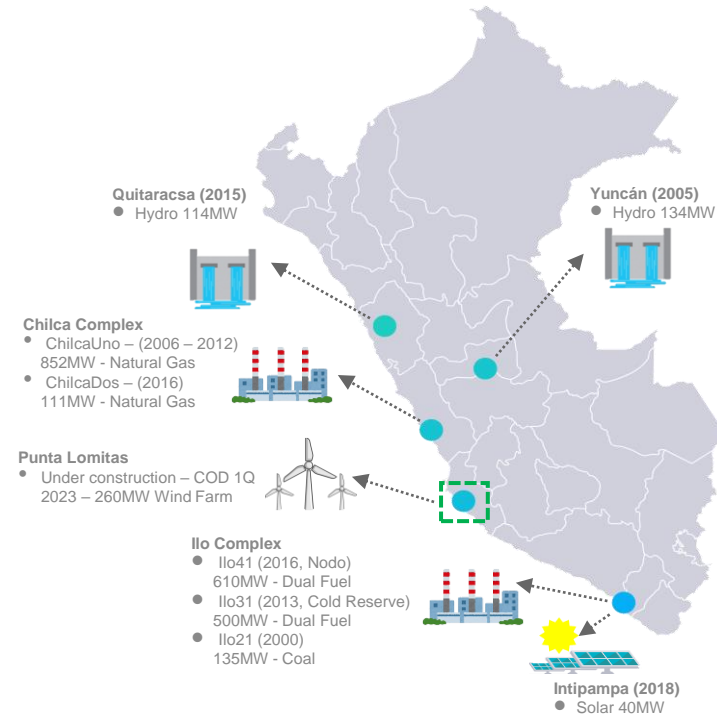
Ethics and transparency are inherent to our strategy, management and professional practices.



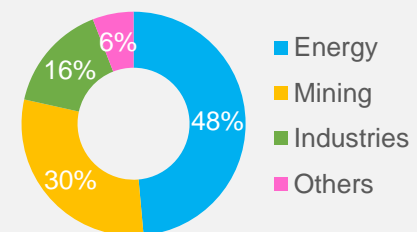
### Customer focus

We seek to create and grow with the client, showing empathy, listening to them, taking their opinion into account and integrating their needs into our strategy..

## Generation Portfolio



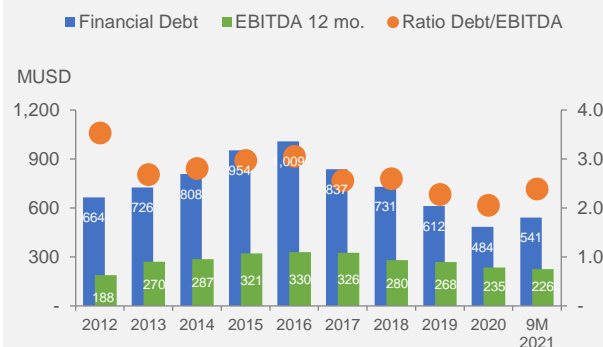
## Diversified Client Portfolio



## Main KPIs

(in MUSD)	FY 2020	FY 2019	Δ	9M 2021	9M 2020	Δ
Revenues	484	536	-10%	388	358	8%
EBITDA	235	268	-12%	173	181	-5%
Net Result	88	104	-16%	62	67	-6%
Recurrent EBITDA	235	268	-12%	173	181	-5%
Recurrent Net Result	95	119	-20%	62	74	-16%
Financial Debt	484	612	-21%	541	521	4%
Total Net Debt/EBITDA	1.7x	2.1x	-20%	1.6x	1.9x	-15%
Net Generation GWh	6,299	6,468	-3%	4,611	4,385	5%
Clients Demand GWh	7,369	8,600	-14%	6,427	5,384	19%
MW installed	2,496	2,496	0%	2,496	2,496	0%
Headcount	513	503	2%	534	510	5%

## Financial Debt Evolution



## Credit Rating

Moody's Local

AAA.pe Stable

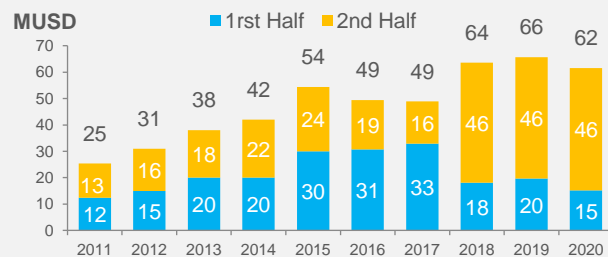
Apoyo & Asociados

AAA.pe Stable

## Dividend Policy

- Minimum payout ratio of 30%
- In March 2021, the Shareholders General Meeting approved dividends for 61.5MUSD, equivalent to a 70% payout ratio of 2020 Net Result.

## Dividend Payment



## Capital Markets

ENGIE Energía Perú's shares [ENGIEC1] price closed 3Q 2021 at PEN 5.77 per share, translating into a market capitalization of PEN 3.470 billion (USD 0.840 billion). The Company is also part of the local index that recognizes companies for their good corporate governance standards

## Share price

