

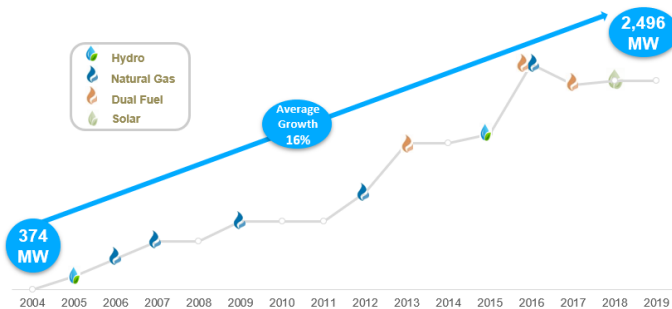
In 2019 ENGIE Energía Perú was a leading player of the sector accounting for 19.8% of the total capacity and 12.5% of the total energy generation

Corporate Overview

ENGIE Energía Perú has an installed capacity of **2,496 MW**, which accounts for 19.8% of the total capacity of the country. The generating complex is comprised by **8 plants** located in **four different regions** of the country.

- ✓ **22 years** operating in Perú.
- ✓ More than **2,300MUSD invested** since 1997.
- ✓ **Diversified portfolio** (Hydro, Solar, Natural Gas, Coal, Dual Fuel).
- ✓ We aim to remain at the **forefront of the energy transition**

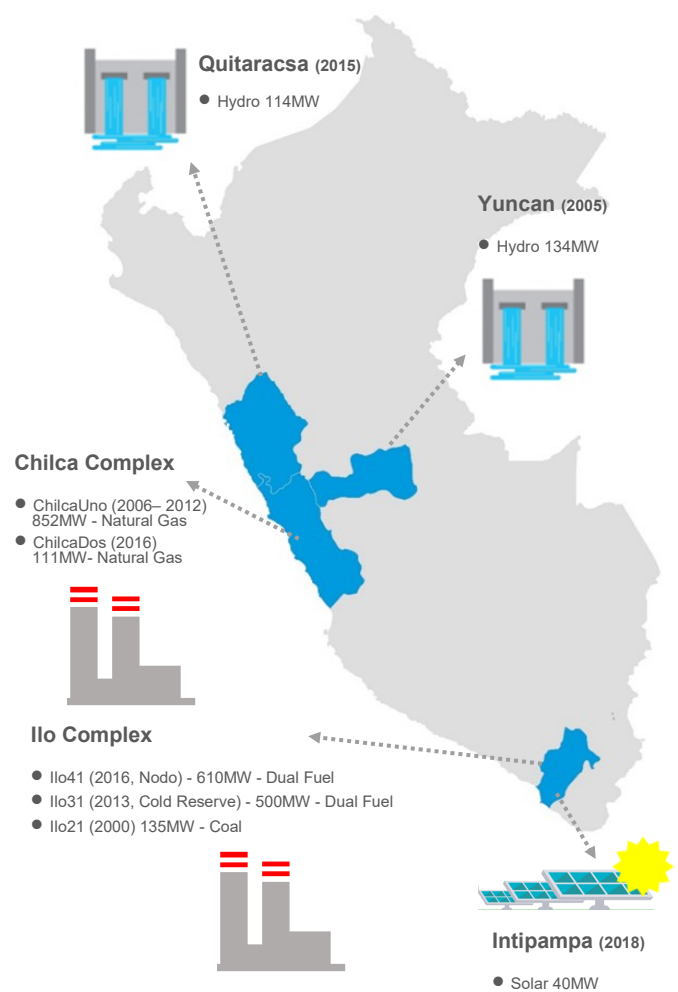
Organic growth in different technologies



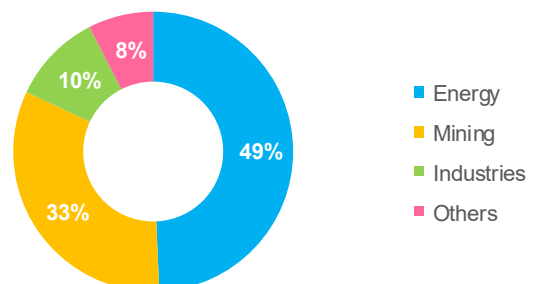
Main KPIs

| (in millions of USD) | FY 2019 | FY 2018 | Δ | 4Q 2019 | 4Q 2018 | Δ |
|----------------------|------------|------------|-------------|-----------|-----------|-------------|
| Revenues | 538 | 521 | 3% | 136 | 136 | 0% |
| EBITDA | 251 | 279 | -10% | 33 | 71 | -53% |
| Net Result | 104 | 108 | -4% | 9 | 26 | -65% |
| Recurrent EBITDA | 270 | 262 | 3% | 59 | 61 | -3% |
| Recurrent Net Result | 119 | 93 | 27% | 27 | 19 | 46% |
| Financial Debt | 612 | 731 | -16% | 612 | 731 | -16% |
| Net Debt /EBITDA | 2.1x | 2.4x | -12% | 2.1x | 2.4x | -12% |
| Net Generation GWh | 6,468 | 5,190 | 25% | 1,853 | 1,726 | 7% |
| Clients Demand GWh | 8,600 | 8,523 | 1% | 2,194 | 2,140 | 3% |
| MW installed | 2,496 | 2,496 | 0% | 2,496 | 2,496 | 0% |
| Headcount | 503 | 505 | 0% | 503 | 505 | 0% |

Generation Portfolio



Diversified Client Portfolio



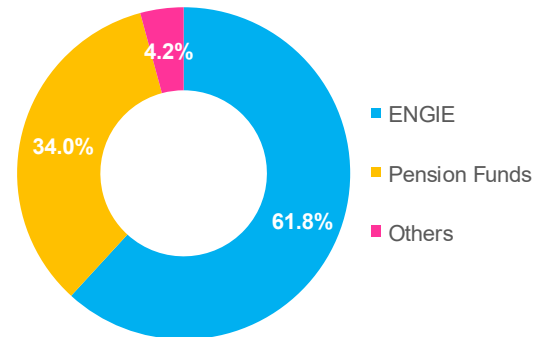
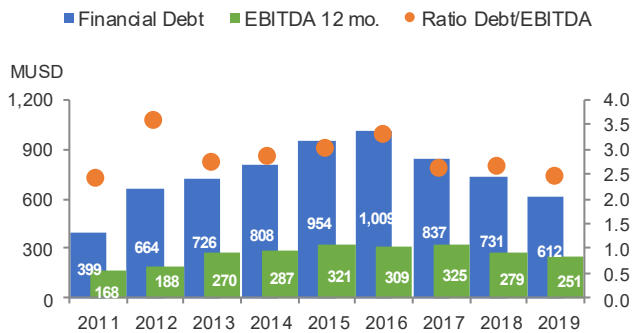
Credit Ratings

| Agency | Partner | Date | Lt Debt Rating | Perspective |
|------------------|---------------|--------|----------------|-------------|
| Apoyo | Fitch Ratings | Nov-19 | AAA.pe | Stable |
| Moody's Local PE | Moody's | Nov-19 | AAA.pe | N.A. |

Global Sponsor

ENGIE Energía Perú is controlled by ENGIE S.A. (61.77%), the **world's largest independent energy producer**, with an installed capacity of **104.3GW**. ENGIE has a strong link in **energy value chain**, from low-carbon generation to the provision of energy-efficient solutions for all its customers.

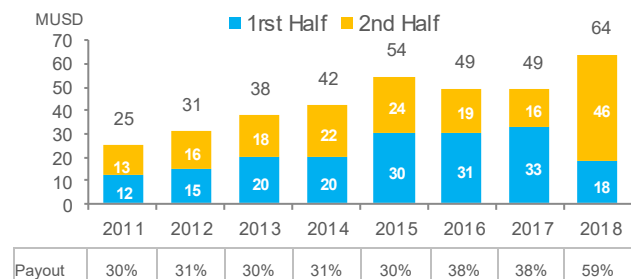
Debt Evolution



Dividend Policy

- Minimum payout ratio of 30%
- In March 2019, the Shareholders General Meeting approved dividends for 63.7MUSD, equivalent to a 58.8% payout ratio of 2018 Net Result

Dividend Payment



Capital Markets

ENGIE Energía Perú's shares [ENGIEC1] price closed 2019 at PEN 7.85 per share, translating into a market capitalization of PEN 4.21 billion (USD 1.42 billion).

The Company is also part of the local index that recognizes companies for their good corporate governance standards

Share Price

| Return | 2019 YTD |
|---------------|----------|
| ENGIE | +34% |
| S&P_BVL Index | +6% |

